



Server and Broadband Enclosures



Pantera



Pantera

Server and Broadband Enclosures

PANTERA FEATURES

Frame Features

- 19" Usable width x 22" and 24" overall width
- 25U, 40U, 45U, 48U Heights (1.75" = 1U)
- Depth (overall) 31.00", 39.00"
- Inverted caster/leveler base (casters/levelers optional)
- 1/4-20 X 1" threaded copper ground stud in base
- Heavy duty 14 GA welded construction
- Powder coat finish, choice of colors, light texture
- Modular open frame style for bolted arrays



Mounting Angles

- 0.625" Off-set style profile for 22" width frames, 1.625" off-set profile style for 24" width frames
- "L" style angles in all hole patterns also available
- 10-32 Tapped holes
- 0.375" Square hole style
- 0.281" thru hole style
- Mounting angles ordered separately
- 10-32 Panel screws ordered separately
- (2) Rack unit labels standard on all frame angles



Optional Doors and Panels

- Top panels – full or shortened, 12.25"D doors – surface or flush mount
- Solid
- Vented or plexiglass w/ vents
- Dual 6" fans, 460 CFM or full mesh
- Cabling panels



Optional Side Panels

- 1-Piece removable side panels on 25U sizes, 2-piece "split dual sides" on 40U and larger sizes
- Solid or mesh styles

Optional Accessories

- Cable management
- Power, grounding and isolation
- Shelves, shelf angles and filler panels



Premier Enclosure Systems reserves the right to make engineering changes, improvements as well as price adjustments as required.



PREMIER
"More Than You Expect"



Pantera Server and Broadband Enclosures

FRAME DATA

19" FRAME SIZES

- | | | |
|----------|----------------|---|
| P-P131-# | 25U x 31.00" D | • All mounting to EIA standards |
| P-P139-# | 25U x 39.00" D | • Mounting angles ordered separately |
| P-P231-# | 40U x 31.00" D | • Frames and doors, panels and accessories ordered separately |
| P-P239-# | 40U x 39.00" D | • Frame load capacity 2,000 lbs (static load) |
| P-P331-# | 45U x 31.00" D | • All frames, doors and panels are fully welded |
| P-P339-# | 45U x 39.00" D | • All frames are modular with bolting holes. Multi-bays array requires bolting hardware kit p/n PBK-1 |
| P-P431-# | 48U x 31.00" D | • Base includes mounting gussets for optional casters and levelers |
| P-P439-# | 48U x 39.00" D | • Top sections include 5/8" mounting holes for optional threaded rods for overhead cable ladder (also optional) |
| | | • Base includes (4) 3/4" floor mounting holes in corners |

Call a Sales Engineer @ 800-767-9378 for custom sizes

-SPECIFY COLOR - 1 Pantera Black, -2 Parchment White, -3 Charcoal Gray.
4 Dove Gray (Light), -5 Air Force blue, -5 Royal Blue -6 Navy Gray, -7 Desert Beige

| Rack Unit sizes | Usable Vertical Heights | Overall Heights |
|-----------------|-------------------------|-----------------|
| 25U | 43.75" | 49.76" |
| 40U | 70.12" | 76.12" |
| 45U | 78.87" | 84.87" |
| 48U | 84.12" | 90.12" |

| Horizontal Panel Opening | Actual Opening | Hole To Hole Spacing |
|--------------------------|----------------|----------------------|
| 19" | 19.12" | 17.87" |

| Overall Depth | Maximum Front To Rear Angle Spacing |
|---------------|-------------------------------------|
| 31.00" | 29.75" |
| 39.00" | 35.75" |

Frames available in larger sizes. Call Factory.





Pantera Server and Broadband Enclosures

Mounting Angles

L-Style (19")

L-Style Mounting Angles



- Not used for mounting shelf angles
 - 12GA CRS (0.105") steel construction
 - Unit height must match frame height
 - Part numbers refer to pairs (2) each
 - Tapped angles are 10-32 style
 - Clearance holes are 0.281" style and require 10-32 Clip Nuts for mounting
 - Square holes are 0.375" style and require a Cage Nut for mounting
- # = Black Powder Coat (-1) or Zinc Plate (-Z)

| | | | |
|-----|--------------|---------------|---------------|
| 25U | P-VMA25L-T-# | P-VMA25L-SH-# | P-VMA25L-CH-# |
| 40U | P-VMA40L-T-# | P-VMA40L-SH-# | P-VMA40L-CH-# |
| 45U | P-VMA45L-T-# | P-VMA45L-SH-# | P-VMA45L-CH-# |
| 48U | P-VMA48L-T-# | P-VMA48L-SH-# | P-VMA48L-CH-# |

Offset Style (19")

Offset Style Angles



- Used for mounting shelf angles
 - 12 GA CRS (0.105") steel construction
 - Unit height must match frame height
 - Part numbers refer to pairs (2) each
 - Tapped angles are 10-32 style
 - Clearance holes are 0.281" style and require 10-32 Clip Nuts for mounting
 - Square holes are 0.375" style and require a Cage Nut for mounting
- # = Black Powder Coat (-1) or Zinc Plate (-Z)

| | | | |
|-----|----------------|----------------|----------------|
| 25U | P-VMA250S-TT-# | P-VMA250S-TC-# | P-VMA250S-CC-# |
| 40U | P-VMA400S-TT-# | P-VMA400S-TC-# | P-VMA400S-CC-# |
| 45U | P-VMA450S-TT-# | P-VMA450S-TC-# | P-VMA450S-CC-# |
| 48U | P-VMA480S-TT-# | P-VMA480S-TC-# | P-VMA480S-CC-# |

Hole Types

"T" = Tapped 10-32

"SH" = Square Hole 0.375"

"C" = Clearance Hole 0.281"

EIA-310 Revision: D Chg: Date: 09/01/92 cabinets, racks, panels, and associated equipment



PREMIER
"More Than You Expect"



Pantera *Server and Broadband Enclosures*

DOORS: SURFACE MOUNT

| Overall Frame Width | Height | Solid | Vented Top & Bottom | Full Mesh | Vented Plexiglas |
|---------------------|--------|-------------|---------------------|-------------|------------------|
| 22" and 24" | 25U | P-DS-25-S-# | P-DVL-25-S-# | P-DM-25-S-# | P-DPV-25-S-# |
| | 40U | P-DS-40-S-# | P-DVL-40-S-# | P-DM-40-S-# | P-DPV-40-S-# |
| | 45U | P-DS-45-S-# | P-DVL-45-S-# | P-DM-45-S-# | P-DPV-45-S-# |
| | 48U | P-DS-48-S-# | P-DVL-48-S-# | P-DM-48-S-# | P-DPV-48-S-# |

-# Color: Powder Coat Light Texture -1 Pantera Black, -2 Parchment White, -3 Charcoal Gray
-4 Dove Gray (Light) -5 Air Force Blue (Light) -6 Royal Blue -6 Navy Gray (Medium) -7 Desert Beige

DOORS: FLUSH MOUNT

| Overall Frame Width | Height | Solid | Vented Top & Bottom | Full Mesh | Vented Plexiglas |
|---------------------|--------|-------------|---------------------|-------------|------------------|
| 22" and 24" | 25U | P-DS-25-F-# | P-DVL-25-F-# | P-DM-25-F-# | P-DPV-25-F-# |
| | 40U | P-DS-40-F-# | P-DVL-40-F-# | P-DM-40-F-# | P-DPV-40-S-# |
| | 45U | P-DS-45-F-# | P-DVL-45-F-# | P-DM-45-F-# | P-DPV-45-F-# |
| | 48U | P-DS-48-F-# | P-DVL-48-F-# | P-DM-48-F-# | P-DPV-48-F-# |

-# Color: Powder Coat Light Texture -1 Pantera Black, -2 Parchment White, -3 Charcoal Gray
-4 Dove Gray (Light) -5 Air Force Blue (Light) -6 Royal Blue -6 Navy Gray (Medium) -7 Desert Beige


SIDE PANELS: FLUSH, LOCKING

| Fits Frame Height U overall | Fits Frame Depth | Part Number | Fits Frame Height | Fits Frame Depth | Part Number |
|-----------------------------|------------------|-------------|-------------------|------------------|-------------|
| 25U (43.75) | 31.00" | P-SP-2531-# | 45U (84.75) | 31.00" | P-SP-4531-# |
| 25U (43.75) | 39.00" | P-SP-2539-# | 45U (84.75) | 39.00" | P-SP-4539-# |
| 40U (76.00) | 31.00" | P-SP-4031-# | 48U (90.00) | 31.00" | P-SP-4831-# |
| 40U (76.00) | 39.00" | P-SP-4039-# | 48U (90.00) | 39.00" | P-SP-4839-# |

Note: For Mesh Style Side Panels add "M" to end of Part Number

-# Color: Powder Coat Light Texture -1 Pantera Black, -2 Parchment White, -3 Charcoal Gray
-4 Dove Gray (Light) -5 Air Force Blue (Light) -6 Royal Blue -6 Navy Gray (Medium) -7 Desert Beige

Vented doors are offered in both louvered and mesh styles (see pictures)
Mesh is 0.25" dia. x 0.312" staggered centers
All doors are hinged and latched with keylocks




Louvered




Vented Plexiglas



Mesh



Side Panels Split Style





Pantera Server and Broadband Enclosures

GROUNDING & INSULATION KITS

| Isolated | Non Isolated | Frame |
|----------|--------------|-------|
| CHBI-19 | CHB-19 | 19" |

Electrically isolated or non Isolated style bus bars, horizontal 10-32 tapped holes on 2.00" centers.
Material: 1.00" x 1/4" thick Copper.
Includes 19" Rack-Mounting Hardware Kit



| Isolated | Non Isolated | Frame |
|----------|--------------|-------|
| CBBI-25 | CBB-25 | 25U |
| CBBI-40 | CBB-40 | 40U |
| CBBI-45 | CBB-45 | 45U |
| CBBI-48 | CBB-48 | 48U |

Electrically Isolated or Non-Isolated Style 10-32 Tapped Holes on 3.50" Centers
Material 1" x 0.25" Thick Copper
Includes Strut Style mounting hardware
CBI-25= Isolated 25U High Vertical Bus Bar Kit



| Part Number | Description |
|-------------|------------------------|
| I-ISO-63 | Isolators Qty 4 |
| ST-ISO-6331 | 310 Strut Isolator Kit |
| ST-ISO-6337 | 37D Strut Isolator Kit |
| ST-ISO-6322 | 22W Strut Isolator Kit |

Isolator Stand-offs for corner mount/overhead
Installed with 5/8" threaded rod
Strut Isolator Kit mount to top corners as shown
5/8" Thread insulators (2) for 22" wide
Includes mounting hardware
(2) 3" x 22" panels per Isolation Kit

| Part Number | Description | Length |
|-------------|----------------------------|--------|
| GS-G-8 | #6 Ground Strap | 8" |
| GS-G-12 | #6 Ground Strap | 12" |
| GS-G-20 | #6 Ground Strap | 20" |
| PISO-22 | (2) 22" Isolation Pads | |
| ISO-B-3/8 | Bushings for 3/8" Hardware | |
| ISO-B-1/2 | Bushings for 1/2" Hardware | |

#6 AWG green cotton Jacketed copper cable
Double Lug Terminals for 1/4" Ground Hardware
Other sizes and styles available on request
Includes all mounting hardware
(2) 3" x 22" panels per Isolation Kit
Bushings are used for bolting hardware Isolation
(4) Bushings per kit

HARDWARE KITS

| Part Number | Color | Quantity (Kit) | Description |
|--------------|-------|----------------|-----------------------------|
| PHK-1032-50 | Black | 50 | 10-32 x 5/8" w/Nylon Washer |
| PHK-1032-500 | Black | 500 | 10-32 x 5/8" w/Nylon Washer |

| Part Number | Color | Quantity (Kit) | Description |
|-------------|--------|----------------|----------------------------------|
| PKC-3-50 | Nickel | 50 | 10-32 Clip Nuts for 0.281" Holes |

| Part Number | Color | Quantity (Kit) | Description |
|---------------|--------|----------------|----------------------------------|
| PHK12-1032-50 | Nickel | 50 | 10-32 Cage Nuts for 0.281" Holes |

| Part Number | Color | Quantity (Kit) | Description |
|-------------|------------|----------------|----------------------|
| StrutNut-10 | Clear Zinc | 10 | 1/4-20 Unistrut Nuts |

| Part Number | Size | Quantity (Kit) | Description |
|-------------|-----------------------|----------------|---------------------|
| RUL-1 | Up to 48U (60 x 1.75) | 2 | Rack Unit Label Kit |

| Part Number | Color | Quantity (Kit) | Description |
|-------------|------------|----------------------|-----------------------------|
| P-BK | Clear Zinc | 1/4 x 20 Bolting Kit | For Bolting Frames Together |





PREMIER
"More Than You Expect"



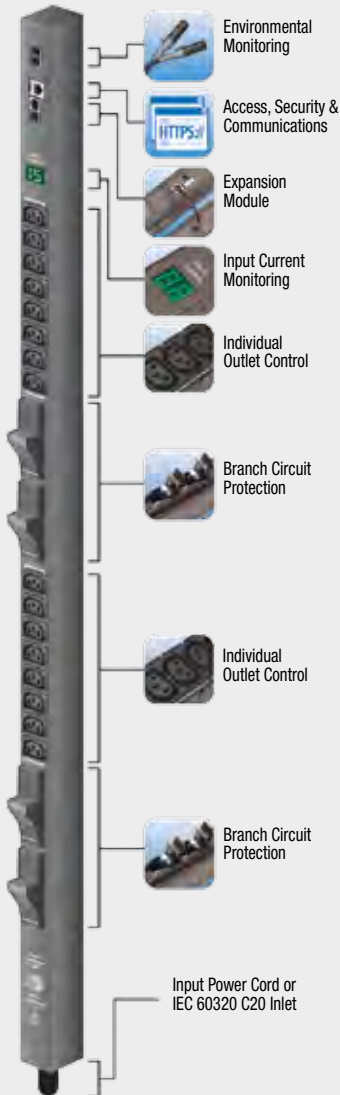
Pantera *Server and Broadband Enclosures*



CABINET POWER DISTRIBUTION UNITS Complete Solutions for Cabinet Power and Accessories



- Complete Solutions for Cabinet Power and Accessories
- Basic to Fully Remote Manageable Power Solutions
- Warranty: 2 Years
- Fully Installed with Premiere Cabinet Systems*



- Environmental Monitoring
- Access, Security & Communications
- Expansion Module
- Input Current Monitoring
- Individual Outlet Control
- Branch Circuit Protection
- Individual Outlet Control
- Branch Circuit Protection
- Input Power Cord or IEC 60320 C20 Inlet

Sentry : Basic CDU

Cabinet Power Distribution with Branch Circuit Protection

The Sentry Basic CDU products provide reliable power distribution for all the devices in the equipment cabinet, from 2kW-6kW per cabinet. Available in single-phase 110-120V or 208-240V power distribution with 20A or 30A options.

Sentry : Metered CDU

Cabinet Power Distribution with Branch Circuit Protection, and Local Input Current Monitoring

The Sentry Metered CDU products provide reliable power distribution for all devices in the equipment cabinet, from 2kW-22kW per cabinet. Available in single-phase 110-120V or 208-240V or 3-Phase 208-240V power distribution with 20A or 30A options. Local input current monitoring allows the installation engineer to verify the aggregate load on the circuit or phase.

Sentry : Smart CDU

Cabinet Power Distribution with Branch Circuit Protection, expanded functionality of SNMP-based Input Current Monitoring and Environmental Monitoring

The Smart CDU products provide reliable power distribution coupled with remote power & environmental monitoring. Use the network interface to view power, temperature and humidity levels via Web browser, or SNMP-based and email alerts when conditions exceed defined thresholds.

Sentry : Switched® CDU

Cabinet Power Distribution with Branch Circuit Protection, expanded functionality of SNMP-based Input Current Monitoring and Environmental Monitoring, and more...

The Switched CDU products provide the capability to securely monitor and control cabinet power remotely for a data center or remote branch office. The Switched CDU's combine remote configuration and management with power distribution and power and environmental monitoring. Reboot a single or dual power server with one command. Receive SNMP-based or email alerts when power or environmental conditions exceed thresholds. Assign access rights to user groups or individuals. Switched CDU products provide the flexibility needed for all data centers and remote sites, including power requirements for high-amperage and high-voltage, UL 60950-1 Branch Circuit Protection, and SNMP traps and email alerts including current monitoring.

*Standalone power units are available, but may require additional installation equipment, not provided by Premier Enclosure Systems. Premier Enclosure Systems assumes no liability for customer installed power systems.




PREMIER
"More Than You Expect"



Pantera *Server and Broadband Enclosures*

ADDITIONAL ACCESSORIES



Power Strips



Bus Bars



Drawers



Fixed Shelves

A partial client list of successfully manufactured systems by Premier Enclosure Systems

Boeing Co. General Dynamics Northrop Grumman Sandia Labs
BAE Systems Lockheed Martin Raytheon U.S. Navy

5500 Jurupa Street • Ontario, CA 91761
Ph: (909) 230-4730 • Fax: (909) 230-4738 • Toll Free: 800-767-9378
www.premierenclosuresystems.com

